



Battery Range Summary

The EnerSys® range of PowerSafe® SBS batteries continues to offer unrivalled choice and performance in compact and energy dense configurations. PowerSafe SBS batteries are manufactured to the highest international standards and are ideal for reliable use in all wireless and fixed-line communication applications. PowerSafe SBS batteries are also widely used in cable TV, emergency lighting, power generation and offshore applications.

The PowerSafe SBS battery range is available in several configurations including the front terminal series, which has become extremely popular in leading edge telecom applications. Smaller than the competition, the design of the front terminal series offers improved flexibility where space is limited and makes installation and maintenance easier and faster.

PowerSafe SBS batteries are designed to cope with raised temperatures and harsh environments. The advanced pure lead plate technology and unique manufacturing methods used by EnerSys, make PowerSafe SBS batteries the first choice for long and trouble-free service. The maximum operating temperature of the PowerSafe SBS J battery series can be extended to 80°C via an optional metal jacket.

Features and Benefits

- Capacity range: 7Ah - 360Ah
- 2V, 6V, and 12V configurations
- High energy density
- Long design life
- Up to two year shelf life
- Wide operating temperature range: -40°C to +50°C



Construction

- Positive plates - pure lead grids manufactured using a unique process
- Negative plates - provide perfect balance with the positive plates to ensure optimum recombination efficiency
- Separators - superior quality microporous glass mat separator with high absorption and stability
- Containers and lids - UL94 V-0 rated flame retardant material, highly resistant to shock and vibration (J types are PPE+PS resin, all others are ABS)
- Electrolyte - high grade dilute sulphuric acid absorbed into separator material
- Terminal design - leak resistant patented dual seal terminal design
- Self-regulating pressure relief valves - prevent ingress of atmospheric oxygen
- Flame arrestors - built into each bloc for increased operational safety

Installation & Operation

- PowerSafe® SBS batteries are designed for use in cabinets or on stands, close to the point of use. A separate battery room is not required
- Cells and monoblocs can be mounted in any orientation except inverted
- Recommended float charge voltage: 2.29Vpc @ 20°C (68°F) or 2.27Vpc @ 25°C (77°F)
- Up to two year shelf life
- Low maintenance: no water addition required
- Several PowerSafe SBS battery types are also available for underwater applications

Standards

- Designed to be compliant with international standard IEC 60896/21 & 22
- Classified as "Very Long Life" (> 12 years) according to Eurobat guide 2015
- Recognised by UL (UL Standard 1989)
- Approved as non-spillable cargo for ground, sea and air transportation in accordance with US DOT Regulation 49 and ICAO & IATA Packing Instruction 872
- The management systems governing the manufacture of PowerSafe SBS products are ISO 9001:2008 and ISO 14001:2004 certified

General Specifications

Battery Type	Nominal Voltage (V)	Nominal Capacity (Ah)		Nominal Dimensions (mm)			Typical Weight (kg)	Short Circuit Current (A) ⁽²⁾	Internal Resistance (mΩ) ⁽²⁾	Terminals
		10 hr rate to 1.80Vpc @ 20°C	8 hr rate to 1.75Vpc @ 77°F	Length	Width	Height				
SBS 8	12	7	7	138	86	99	2.7	455	27.1	2 x M4 F
SBS 15	12	14	14	200	77	140	5.2	891	13.5	2 x M6 M
SBS 30	12	26	26	250	97	156	9.5	1556	7.9	2 x M6 M
SBS HB30 ⁽¹⁾	12	26	26	250	97	156	9.6	1556	7.9	harness
SBS 40	12	38	38	250	97	206	13.2	2184	5.6	2 x M6 M
SBS 60	12	51	51	220	121	261	18.5	2618	4.4	2 x M6 M
SBS 110	6	115	116	200	208	239	21.2	3804	1.7	2 x M8 M
SBS 130	6	132	133	200	208	239	22.7	4111	1.4	2 x M8 M
SBS 300	2	310	307	200	208	239	21.7	8700	0.23	2 x M8 M
SBS 390	2	360	361	200	208	239	23.2	11101	0.18	4 x M8 M
SBS J13 ⁽³⁾	12	12	12	175	83	129	5.2	957	13.0	2 x M6 F
SBS J16 ⁽³⁾	12	15	15	181	76	167	6.7	1111	11.0	2 x M6 F
SBS J30 ⁽³⁾	12	26	26	166	175	125	11.8	1766	7.0	2 x M6 F
SBS J40 ⁽³⁾	12	39	39	197	165	170	15.9	2400	5.2	2 x M6 F
SBS J70	12	64	64	329	166	174	27.6	3500	3.5	2 x M6 F
SBS B8	12	31	31	280	97	159	10.3	1270	10.0	2 x M8 F
SBS B8F	12	31	31	303	97	159	10.3	1270	10.0	2 x M6 M
SBS B10	12	38	38	280	97	184	11.8	1390	9.0	2 x M8 F
SBS B10F	12	38	38	303	97	184	11.8	1390	9.0	2 x M6 M

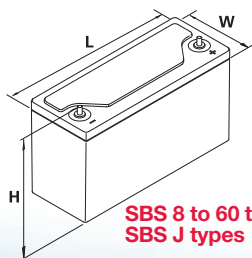
Notes:

⁽¹⁾ SBS HB30 battery is fitted with a 533mm/21 inch harness that terminates in a 2-pin polarised plug-in connector, which is compatible with embedded power SLC systems.

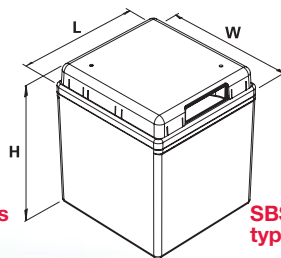
⁽²⁾ Figures obtained via IEC method.

⁽³⁾ Optional metal jackets are available for SBS J types. To order an SBS J type with a metal jacket add "X" to the part number (eg: "SBS J13X").

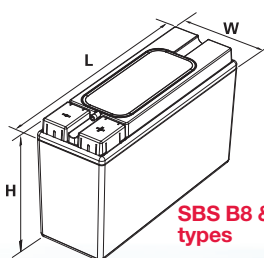
Outline Drawings



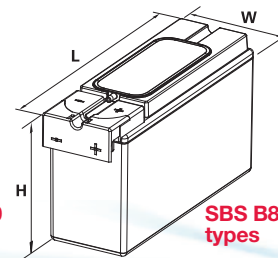
SBS 8 to 60 types
SBS J types



SBS 110-390 types



SBS B8 & B10 types



SBS B8F & B10F types



www.enersys.com

EnerSys World Headquarters 2366 Bernville Road, Reading, PA 19605, USA Tel: +1-610-208-1991 / +1-800-538-3627

EnerSys EMEA EH Europe GmbH, Baarerstrasse 18, 6300 Zug, Switzerland Tel: +41 44 215 74 10

EnerSys Asia 152 Beach Road, Gateway East Building Level 11, 189721 Singapore Tel: +65 6508 1780

© 2016 EnerSys. All rights reserved.

Trademarks and logos are the property of EnerSys and its affiliates, except ISO, which is not the property of EnerSys.

Subject to revisions without prior notice. E.&O.E.

AS-SBS-RS-001 - August 2016